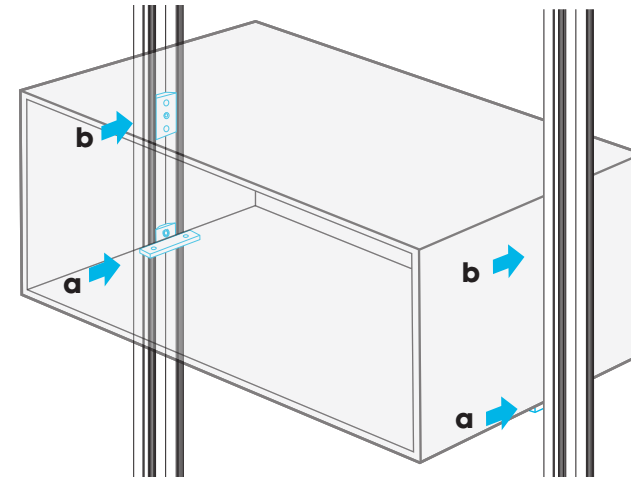


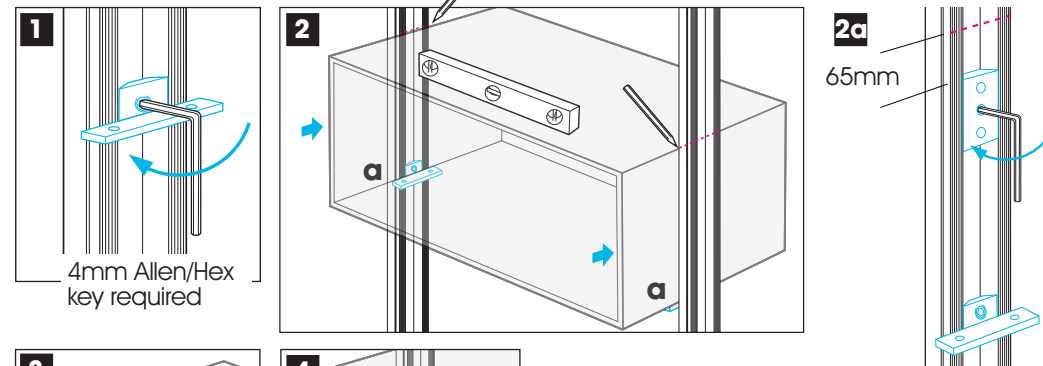
RELAX

DRAWER BRACKET SSR-2282X-AN

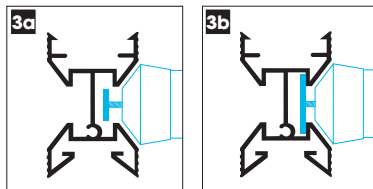
**DRAWER BRACKET
INSTRUCTION**



TOOLS REQUIRED:



TOP TIP:



* Fitting to the Stanchions. When attaching the brackets to the Stanchion ensure the washer, which sits within the Stanchion groove is rotated enough for a secure fitting (3a -3b)

* Help. When the Drawer Box is in place - for added support we recommend that you fix the Drawer Box to the wall for additional support. This can be done using the recommended screws and/or wall plugs for your wall.